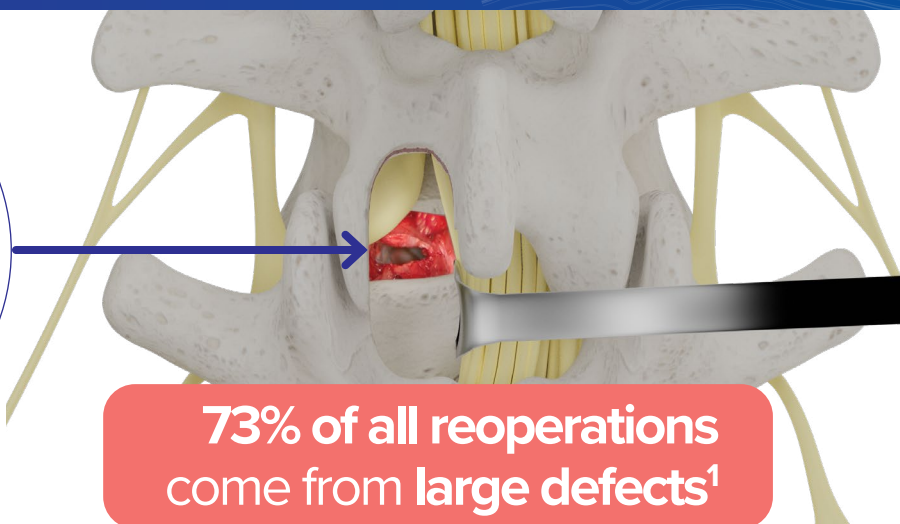


1

# The New Standard for Discectomy

BARRICAID®


Big Hole  
Big Problem



73% of all reoperations  
come from large defects<sup>1</sup>

2

## Barricaid is Designed to Close the Hole and Prevent Reherniation



Barricaid is truly a **unique solution**:

- » **New technology**
- » **Physician and Facility Reimbursement**
- » **Zero competitors**
- » **Extensively proven: 70+ Studies, 5 Year RCT Data**
- » **80+% Prior Authorization approval rate<sup>2</sup>**
- » **Burns no bridges for fusion**



Watch  
**SURGICAL  
ANIMATION**

<sup>1</sup>J Bone Joint Surg Am. 2003 - Carragee, et. al

<sup>2</sup>Q2'24 Data on File

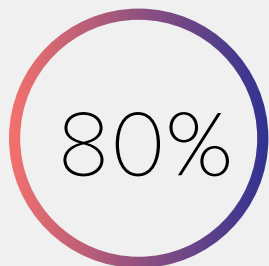
3

# BARRICAID®

## Success Through Our Team



**Trust Our Experts** to Navigate the Process



Prior Authorizations  
Approved<sup>2</sup>



Claims Reviewed<sup>2</sup>

### REIMBURSEMENT

- ✓ ASC
- ✓ Hospital
- ✓ Surgeon

4

## NEW ICD-10 CODES FOR LARGE ANNULAR DEFECTS



- » New ICD-10 Codes for large defects establish medical necessity for Barricaid
- » ICD-10 codes drive reimbursement success
- » Barricaid Reimbursement Team works closely with your office to ensure proper coding

**M51.A2 and M51.A5**  
**Justify Barricaid**



Surgeon Name:

Technique: ☐ Open ☐ Tubular ☐ Endoscopic

Annulotomy: ☐ Slit ☐ Cruciate ☐ Box ☐ Other/None

Meeting Dates:



Hear  
**FROM YOUR PEERS**